

5 Probability in Our Daily Lives

5.1 How Can Probability Quantify Randomness?

We will understand what the following statements mean:

1. The probability/chance of rain tomorrow is 20%.
2. The probability of inheriting Huntington's disease, if exactly one parent has the disease, is 50%.
3. If two carriers of cystic fibrosis have a child, the child has a 25% chance of having the disease.
4. Only one in every 1,000,000 individuals has the blood type found at the crime scene. If an (innocent) individual is selected at random, the probability that she/he has DNA which match the blood at the crime scene is 1 out of 1,000,000.
5. Suppose we are interested in knowing if the new drug works better than the old drug. In a sample of 200 people, suppose 105 favor the new drug.

Do we conclude the new drug is better? This is equivalent to tossing a coin. Now suppose 120? Now suppose 190?

In **sample survey**, the sample is known and the population is unknown. We use the sample (and the **statistics**) to make inferences about the population.

Example:

However, in **probability**, the population is known, and we discuss properties of the sample based on probability.

Example:

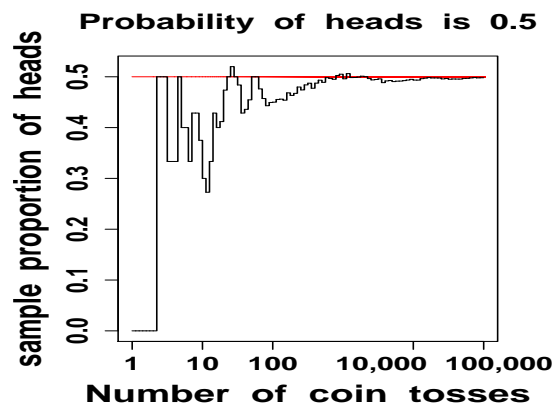
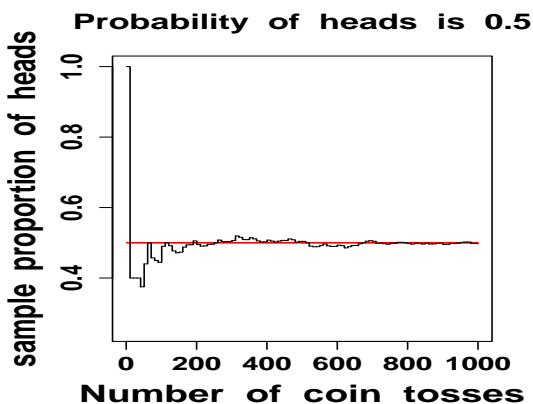
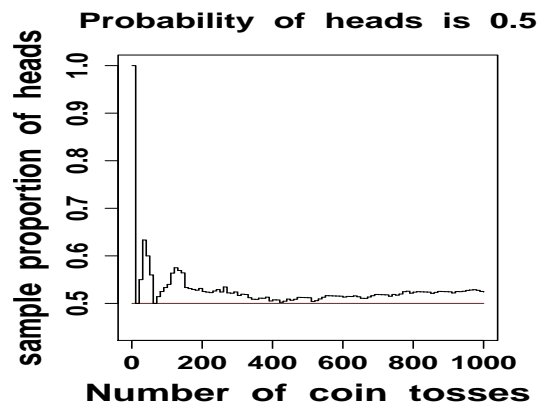
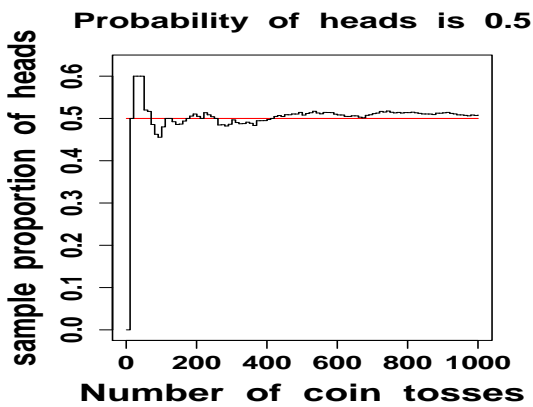
Definition: A **probability** is a number between 0 and 1, and reflects the likelihood of occurrence of some outcome.

Example: Suppose a coin is **fair**.

Example: Suppose a club has 6 females and 4 males.

What does it mean when we say that $P(\text{heads})=0.5$ for a coin? *Alternative question:* How do we find $P(\text{heads})$ for a coin?

The graphs below represent the sample proportion of heads, in tosses of a fair coin, for a large number of tosses.



More rigorous definition of *probability, based on a long run*

proportion: A **probability** of an outcome is the proportion of times that the outcome is expected to occur when the experiment is repeated many times under identical conditions.

A **law of large numbers** states that a sample proportion, \hat{p} , “gets close to” the population proportion or probability, over a long run.

Example: What happens to the sample proportion of heads after many tosses of the coin?

Example: What happens to the sample proportion of females in the club (consisting of 6 females and 4 males) after many selections (WITH replacement)?

Definition: “Different trials of a random phenomenon are **independent** if the outcome of

any one trial is not affected by the outcome of any other trial.”

Example:

Definition: Trials which are not independent are called **dependent**.

Example:

5.2 How Can We Find Probabilities?

Definition: “For a random phenomenon, the **sample space** is the set of all possible outcomes.”

Example: Suppose items from an assembly line are sampled until a nondefective item is found. Let N denote a nondefective item, and let D denote a defective item. *Assume, hypothetically, an infinite number of defective items and at least one nondefective item.* Determine the sample space of items

sampled.

Now, consider probability.

Example: According to the American Red Cross, Greensboro Chapter, 42% of Americans have type A blood.

Example: Suppose that $P(\text{rain})=0.2$. What is $P(\text{no rain})$?

The above examples use the **complement** rule; i.e., $P(A^c) = 1 - P(A)$.

Definition: Two events are **disjoint** if they cannot occur simultaneously.

Addition rule for disjoint events: If events A and B are disjoint, then $P(A \text{ or } B) = P(A) + P(B)$.

Example: Suppose a six-sided die is rolled once. Let $A = \{\text{roll one}\}$, and let $B = \{\text{roll two}\}$.

Example: Suppose that in a city, 72% of the population got the flu shot, 33% of the population got the flu, and 18% of the population got the flu shot and the flu. Determine $P(\text{flu shot or flu})$.

Example: Tree diagram — Use a tree diagram to show the resulting **pairs** when a fair coin is tossed once and a fair **four**-sided die is rolled once.

Multiplication rule for independent events: If outcomes A and B are **independent**, then $P(A \text{ and } B) = P(A)P(B)$.

Example: (*Know this example.*)

- (a) What is the likelihood of any particular airplane engine failing during flight?
- (b) If failure status of an engine is *independent* of all other engines, what is the likelihood that all three engines fail in a three-engine plane?
- (c) What happened to a three-engine jet from Miami headed to Nassau, Bahamas (Eastern Air Lines,

Flight 855, May 5, 1983)?

□

5.3 Conditional Probability: What's the Probability of A, Given B?

Example: (fictitious) Suppose that in Rhode Island, there are 100,000 college students. Among these 100,000 Rhode Island students, 10,000 attend (fictitious) Laplace-Fisher University (which has no out-of-state students) and exactly half of the Rhode Island students are female. Among the 10,000 Laplace-Fisher students, 6,000 are female. Define the events $F = \{\text{Student is female}\}$ and $L = \{\text{Student attends Laplace-Fisher University}\}$.

- (a) Determine the probability that a randomly selected Rhode Island college student attends Laplace-Fisher University. In other words, what propor-

tion of Rhode Island college students attend Laplace-Fisher University?

- (b) Determine the probability that a randomly selected Rhode Island college student attends Laplace-Fisher University AND is female.

In other words, what proportion of Rhode Island college students attend Laplace-Fisher University AND are female?

- (c) Determine the probability that a randomly selected Laplace-Fisher University student is female. In other words, determine the probability that a randomly selected Rhode Island college student is female, **given** that the student attends Laplace-Fisher University.

In other words, determine the probability that a randomly selected Rhode Island college student is female, **conditional** that the student attends Laplace-Fisher University.

In other words, what proportion of Laplace-Fisher

students are female?

□

Definition: “For events A and B , the **conditional probability** of event A , given that event B has occurred, is

$$P(A|B) = \frac{P(A \text{ and } B)}{P(B)}.$$

This above definition is *always true*, regardless of whether A and B are independent or dependent.

Multiplication rule for conditional probabilities (*always true*):

$P(A \text{ and } B) = P(A|B)P(B)$ if $P(B) > 0$. Similarly,
 $P(A \text{ and } B) = P(B|A)P(A)$ if $P(A) > 0$.

Example: ♠♥♣♦ In a standard deck of 52 shuffled cards, determine the probability that the top card and bottom card are both diamonds. *Notation:* $T = \{\text{Top card is a diamond}\}$ and $B = \{\text{Bottom card is a diamond}\}$.

Definition: (Independence in terms of conditional probabilities) The following four statements are equivalent.

(a) Events A and B are **independent**.

(b) $P(A \text{ and } B) = P(A)P(B)$

(c) $P(A|B) = P(A)$

(d) $P(B|A) = P(B)$

Example: *Revisit earlier example.* According to the American Red Cross, Greensboro Chapter, 42% of Americans have type A blood, 85% of Americans have the Rh factor (positive), and 35.7% of Americans have type $A+$ blood. Are the events {Person has type A blood} and {Person has Rh factor} independent?

□

Example: *Revisit earlier example.* ♠♥♣♦

In a standard deck of 52 shuffled cards, let $T =$

$\{\text{Top card is a diamond}\}$ and $B = \{\text{Bottom card is a diamond}\}$. Determine the following probabilities and discuss whether or not T and B are independent.

(a) $P(B)$

(b) $P(B|T)$

(c) $P(T)$

(d) $P(T|B)$

(e) $P(T \text{ and } B)$

(f) $P(T)P(B)$

□

Example: A fair coin is tossed twice. Let $H_1 = \{\text{First toss is heads.}\}$, and $H_2 = \{\text{Second toss is heads.}\}$. Determine $P(H_2|H_1)$.

□

Example: *Revisit flu shot example.* Suppose that in a city, 72% of the population got the flu

shot, 33% of the population got the flu, and 18% of the population got the flu shot and the flu. *Notation:* Let $S = \{\text{Person got the flu shot}\}$, and let $F = \{\text{Person got the flu}\}$.

- (a) What proportion of the vaccinated population got the flu?
- (b) What proportion of the vaccinated population did not get the flu?
- (c) What proportion of the non-vaccinated population got the flu?
- (d) What proportion of the non-vaccinated population did not get the flu?
- (e) Given that a person did not get the flu, what is the probability that the person was vaccinated?
- (f) Are the outcomes “had flu shot” and “contracted the flu” independent?
- (g) Determine $P(\text{flu shot or flu})$, a previous question.

□

Example: Suppose that 5% of a population is in the armed services, 20% of the armed services is female, and 50% of the population is female.

Notation: Let $A = \{\text{Person is in the armed services}\}$, $F = \{\text{Person is female}\}$, and $M = \{\text{Person is male}\} = F^c$.

- (a) What proportion of the population consists of **females** in the armed services?
- (b) What proportion of the armed services consists of **females**?

In other words, determine the probability that a randomly selected person is **female**, given that the person is a member of the armed services.

- (c) What proportion of the armed services consists of **males**?

In other words, determine the probability that a randomly selected person is **male**, given that the

person is a member of the armed services.

- (d) What proportion of **females** are in the armed services?

In other words, if a **female** is randomly selected, determine the probability that this **female** is in the armed services.

In other words, determine the probability that a randomly selected **female** is in the armed services.

- (e) What proportion of **females** are **not** in the armed services?

In other words, if a **female** is randomly selected, determine the probability that this **female** is **not** in the armed services.

In other words, determine the probability that a randomly selected person is **not** in the armed services, conditional that the person selected is **female**.

(f) What proportion of the population is **female** or in the armed services?

In other words, determine the probability that a randomly selected person is **female** or is in the armed service (or both).

(g) Are the outcomes “person is male” and “person is in the armed services” independent?

□

Example: On a warm day – The probability that a student is wearing a flip-flop on the **left** foot and a flip-flop on the **right** foot might be around _____ . Given that that a student is wearing a flip-flop on the **left** foot, the probability that the student is wearing a flip-flop on the **right** foot should be around _____ .

□

5.4 Applying the Probability Rules

Postpone this section until the end of the semester, time-permitting.

Example: Matching Birthdays. Let $A = \{\text{At least two students have the same birthday}\}$. Ignoring leap-years, determine $P(A)$, for n students in the class.

(a) $n = 2$

(b) $n = 3$

(c) $n = 4$

(d) $n = 25$

□

Example: ♡ Valentine Birthday. ♡ Suppose that you, a student, were born on Valentine's Day. Let $B = \{\text{At least one other student was born on Valentine's Day}\}$. Ignoring leap-years, determine $P(B)$, for n students in the class.

(a) $n = 2$

(b) $n = 3$

(c) $n = 4$

(d) $n = 25$

□